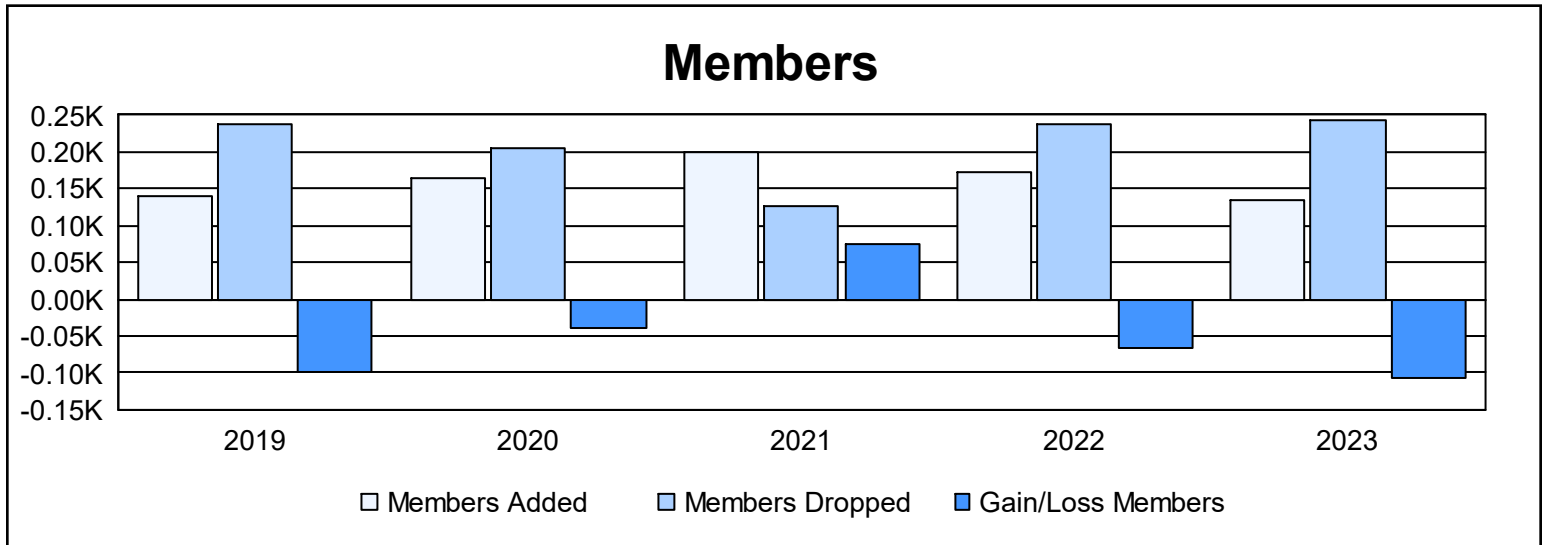
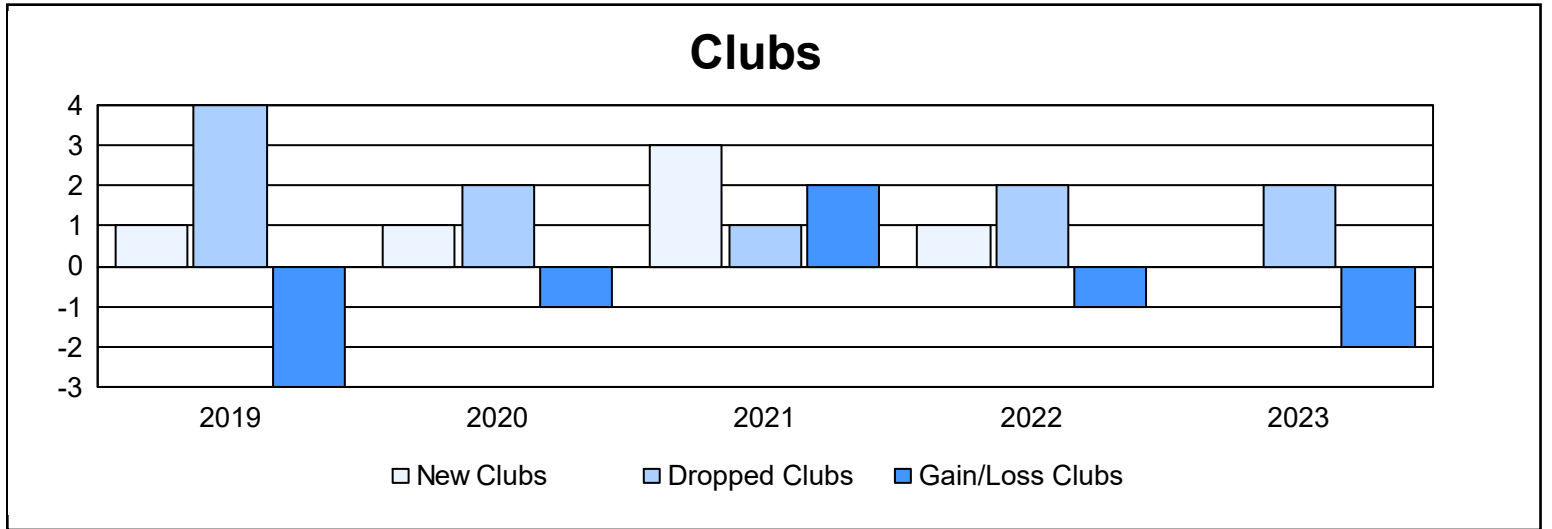
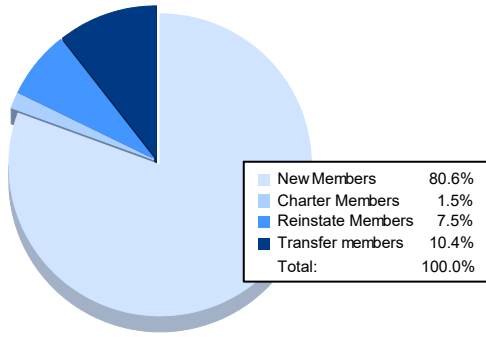


Year	New Clubs	Dropped Clubs	Gain/ Loss Clubs	New Members	Charter Members	Reinstate Members	Transfer Members	Total Member Added	Total Members Dropped	Gain/ Loss Members
2018-2019	1	4	-3	86	21	19	13	139	239	-100
2019-2020	1	2	-1	87	41	13	24	165	205	-40
2020-2021	3	1	2	104	86	6	5	201	126	75
2021-2022	1	2	-1	110	41	9	13	173	239	-66
2022-2023	0	2	-2	108	2	10	14	134	242	-108
<b>Average</b>	<b>1</b>	<b>2</b>	<b>-1</b>	<b>99</b>	<b>38</b>	<b>11</b>	<b>14</b>	<b>162</b>	<b>210</b>	<b>-48</b>



### Membership Composition June 2023 Cumulative



### Gender Composition June 2023 Cumulative

